

INSPIRED

SEPTEMBER 2020 | ISSUE 93



FEATURED ARTIST SARA D HARPER

THE NATIONAL ASSOCIATION OF PROFESSIONAL CHILD PHOTOGRAPHERS



Image by Sara D Harper of Sara D Harper Photography



WE LOVE OUR COMMUNITY

The National Association of Professional Child Photographers is a member-based association representing and promoting the community of professional child and family photographers. NAPCP provides a valuable platform for seasoned veterans and rising professionals alike to share their experiences, hone their craft and raise their professional visibility.

CONTENTS

04 What's Happening at NAPCP

05 Your NAPCP "To Do" List

06 Featured Artist - Sarah D Harper

31 3 Tips for Newborn Sessions

32 Insta Favorites with Sara D Harper

34 What's in Her Bag with Sara D Harper

36 Specialty Sessions, by Danielle Aube

52 October '20 - Inspired Features

54 Unity Image Competition - Top 100 Artists

56 September '20 - Framing Featured Artists

68 Master Photographer Certification - Newborn

69 #NAPCPInstaFaves

70 Member Benefits

71 Ways to Contribute

WHAT'S HAPPENING AT NAPCP

How did Summer come and go so quickly? We are already counting down the days until Christmas (or 2021 at that!).

Welcome to the September issue of Inspired. In this issue, we're proud to feature Atlantan Sara D Harper. With her classic and timeless style both in studio and on location, Sara promises her clients imagery that they will not only love today, but generations to follow. Be sure to read her interview as she chats with us about her journey both as a wedding and portrait photographer.

Danielle Aube also chats with us about different specializations and session types. As a recent recipient of our Master Certification in the child photography category, Danielle shares how she finds magic in strategically creating unique experiences for her clients.

We just wrapped up our first publicly voted NAPCP image competition, Unity. Congratulations to our Top 100 artists for their recognition. Be sure to congratulate all of the winners and Top 100 contenders for their unique perspective and exemplary talent in this competition. We couldn't be more humbled to showcase them.

As we all gear up for a busy fall season, we want to remind all of our members to participate and apply for our inaugural Master Photographer Certification in the Newborn category. This particular category requires two specific steps before qualifying for master certification. Make sure to login to your NAPCP account or check the member community for more details!

Continue through these pages as we showcase select images from our "Framing" theme. Inspiring!

Whether you were able to join one of our September Gatherings with NAPCP Ambassadors around the globe or you're hopping on Facebook to say hi or ask a burning question in the NAPCP Member Community, we hope you're staying connected with us in the many ways we're able. We still have a lot of goodness in store this 2020.

Stay Inspired,

Alice & Kyu Park
NAPCP Founders

Your "To Do" List

SEPTEMBER 2020

APPLY FOR NEWBORN MASTER CERTIFICATION
Master Certification in the Newborn category is NOW OPEN. Don't miss the opportunity to increase your marketability to clients. Login to your NAPCP account or check the Member Community for more information!

SUBMIT YOUR "SYMMETRY" IMAGES
Submissions are now open for the October issue of Inspired Magazine, which will have a theme of "Symmetry." Have an image you'd like to see published? Visit napep.com/contribute-to-our-magazine to submit your image by Oct 2nd.

SUBMIT A BLOG ARTICLE
Did you know that all NAPCP Members are encouraged to share sessions and information on the NAPCP blog? Visit napep.com/contribute-to-the-blog to learn more.

OCTOBER 2020

PREPARE FOR SENIOR MASTER CERTIFICATION
Are you a Senior Photographer? Start getting your portfolio ready because Master Certification in the Senior category will open this November!

FIND AN AMBASSADOR NEAR YOU
Are you looking to connect with other photographers in your area? Check out napep.com/napep-ambassadors to find a NAPCP Ambassador in your area and send them a quick note. They can't wait to meet you!

ORDER YOUR INSPIRED MAGAZINE
Were you featured in Inspired Magazine? Visit napep.com/inspired-magazine to order your copy and show it off to your friends and clients.

FEATURED PHOTOGRAPHER

SARA D HARPER

of Sara D Harper Photography





MEET SARA

Sara is a photographer in Atlanta, GA. She specializes in newborn and family photography but also shoots a few weddings and commercial projects each year. Sara loves to spend her free time with friends on the river or hiking. Weekdays you can find her shooting or editing while watching *The Office*.

Business Name: Sara D Harper Photography

Website: saradharper.com

Email: sara@saradharper.com

Instagram: [@saradharperphoto](https://www.instagram.com/saradharperphoto)



AT A GLANCE *with Sara D Harper*

Started photographing when:

I shot my first wedding in 2003.

Officially opened business:

I went full time in 2007. 90% of my business was weddings until 2013 when I started photographing more newborns and families.

Favorite camera:

Canon 5d Mark IV

Favorite subject to photograph:

Newborns and 6-7 months

Lens of choice:

Canon 50mm 1.2

Favorite lab:

Miller's for albums & WHCC for prints

Favorite client product:

Albums. I wish every client would get an album!

Favorite musician:

JohnnySwim

Favorite framer:

Simply Framed

Recent favorite read:

I recently finished all of the Harry Potter books during quarantine.

Favorite show:

The Office and New Girl

3 things I can't live without:

My kayak/paddleboard, eno hammock, and iphone



*Congratulations on your
feature this month, Sara!*

*Please tell us a little about yourself and the journey that led
you to this point in your career.*

I found photography in high school, shooting for the yearbook staff. I started photographing my friend's senior photos and eventually my friend's kids. I shot my first wedding in 2003 and knew that I wanted to make a career of it. I mainly shot weddings for 10 years, then began adding in families and newborns. I still shoot a few weddings and a little commercial work.



Fast forward 10 years, where do you see yourself? Your business?

I would love to have my own studio space for photographing newborns and babies.

Who has influenced your work the most?

I would say my clients. I love watching their little ones grow up and being there for their happiest moments. As far as photographers, I would have to say the amazing Kristen Cook.









I try and keep my style timeless by not going too much to trends that change every few years.

WISE WORDS





Tell us a bit about how you manage to juggle the differences between being a wedding photographer and being a family photographer. How do you keep your work looking timeless no matter what you are photographing?

I only shoot a handful of weddings per year so I do not put too much time and marketing into them. I try to keep my style timeless by not going too much to trends that change every few years.



Personally, what is your favorite type of photography and why?

It is hard to pick just one! I love the six month age because they are so fun and smiley. I am recently really loving shooting commercial work because it is always different.





You offer beautiful Santa Sessions for your clients each year, what have you changed this year to make your sessions COVID friendly so you are still able to hold this special event?

We work with one of the best Santa's in Atlanta, Santa Rick. He has protocol set in place to help keep everyone safe. Our sessions are 3-4 mins, booked every 5 mins to allow time for cleaning in between. We will only have 2 families in our space at a time, each in different rooms. We will be checking temps at the door before anyone enters the studio, mask are required until we are taking their photos, and we will be using hand sanitizer for everyone entering.



We will use a bigger couch for kids to sit on beside Santa vs our normal chair and sitting in his lap. We will be cleaning the couch between each session. We normally have activities and lots of treats and everyone loves to hang out for a little while after their session. This year, we are having a barista (Stellow Coffee) make Holiday themed latte's or hot chocolate to-go as they leave. So they still get a fun "treat" but will not be staying in the space.



Three Tips

FOR NEWBORN SESSIONS

by Sara D Harper

1. Keep it warm in the shooting space.

When their home or your studio is a little warmer, this helps babies sleep comfortably.

2. Get their bellies full.






Making sure the baby is fed will ensure that they are in a deep sleep.

3. Have patience.

Newborn sessions take time and babies run the show. They may need a break to stop and eat or be changed. You have to adapt and go with their schedule.

BEHIND THE SCENES

with Sara D Harper



FOLLOW
SARA ON
INSTAGRAM
[@saradharperphoto](https://www.instagram.com/saradharperphoto)

Some of our favorite captures from Sara's Instagram feed! Stop by her page and give her some NAPCP love.



CAMERA BAG ESSENTIALS

with Sara D Harper

CAMERA BODIES

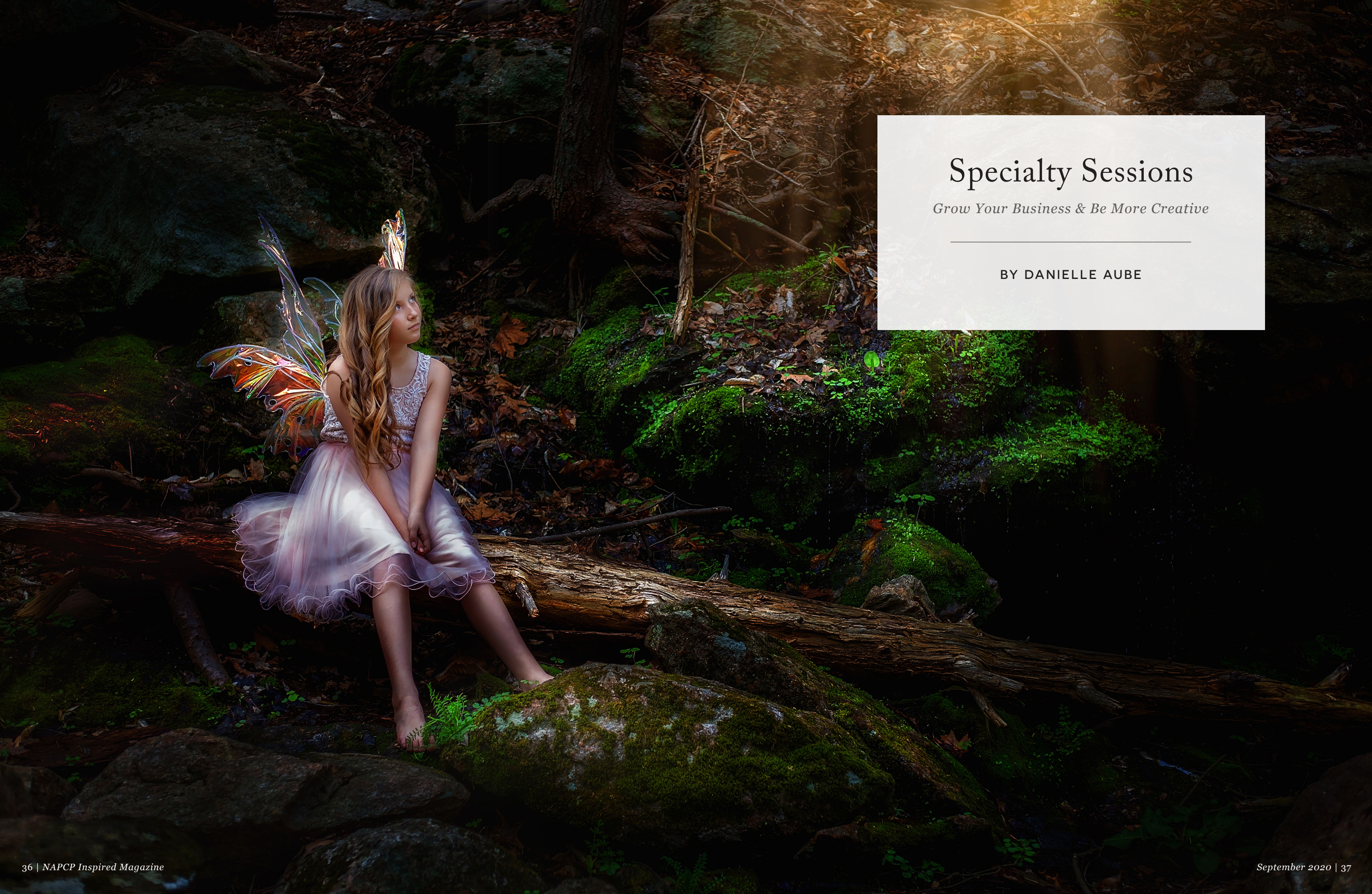
- Canon 5d Mark IV
- Canon 5d Mark III (backup)

LENSES

- Canon 50 1.2
- Sigma Art 35mm 1.4
- Canon 100mm macro
- Canon 16-35mm

EXTRAS

- Profoto A1



Specialty Sessions

Grow Your Business & Be More Creative

BY DANIELLE AUBE



Danielle Marie Photography has been my business for a decade, and my focus has always been on families and children. For the first 6 years of my career I captured every milestone you can imagine. From maternity to cake smashes, to senior portraits and graduation, my business grew alongside the families I photographed.

My daughter had just started dancing when I dreamed up the concept of Magical Wonder Sessions. I was fascinated by her fairy like movements and appearance and I wanted to photograph and capture that magical wonder I could visibly see.



My Magical Wonder Sessions are for young girls, anywhere from ages 3 to 13. If needed, I provide everything from the wings to the dress. I love watching the girls' excitement grow as they choose what they will wear for their half hour session. It is magical.

After an outfit has been selected and the wings are placed, we twirl, and get in the mood, pretending to be a fairy. I tend to see more natural smiles, and of course laughter when the experience feels less like a photoshoot and more like a playdate.





I strategically place my fairies in the light. I get some posed shots with them smiling as well as a few of them looking away. Sometimes, I tell the girls to put their hands out and pretend they are blowing glitter or have their palms face up and I tell them that through “magic” I will add something later. Other times, I have them stand and look up to the sky as if they saw something amazing.

The real magic happens in photoshop where I have fun playing around with the image, enhancing the light, adding light flares, fairies, pixie dust, fireflies or even butterflies. The edits are extensive and can take up to 90 minutes per image. These images are then printed either on metal, or metallic finish on a styrene backing to really show off that sparkle.

HER WORDS

When the Magic Wonder Session is over, no one wants it to end - including me!



My “tween/teen” age group also loves my Magical Wonder sessions, but they go for a more serious, dramatic look. I often take the time to explain to them how this works behind the scenes, and they are completely fascinated.

This unique and special experience not only began to separate me as a photographer, but it allowed me to explore the more creative side of the business. When the Magical Wonder session is over, no one wants it to end - including me!

Additional Specialty Sessions I Offer:



ADVENTURE SESSIONS

The young outdoor explorers love to be captured in action – on a hike in the woods, fishing or playing by a stream or waterfall. We might even add their favorite wild animal by photoshop.


When my son was young, he loved to play pretend. He also loved to hike in the woods and discover little creatures in the brook where we hiked. This is when my idea for adventure sessions was brought to life. I still remember how much fun I had turning a very basic image of my son kneeling on a rock in the woods into a nighttime image with fireflies and a wolf peering in the background. To this day, my son loves this image and the print hangs above his bed.

SUMMER MEADOW MINIS

Young girls love to dress up in tea party attire in a beautiful meadow with a pretty tent decorated with flowers, fuzzy pillows and blankets. To make the image look extra dreamy, we can change the sky or photoshop a lantern to project a glow.

I do my Summer Meadow minis in an open field with gorgeous wildflowers, not too far from where I typically do my family sessions. When my children were younger, we decided to go to this field, pitch a play tent along with pillows, blankets and some fake flowers to create a beautiful spot for a tea party.

After I shared some of the images and saw how clients were drawn to these images, I expanded the idea, adding some dreamy skies and a beautiful lantern glow. The images created from these sessions are just beautiful.





YOU ARE AMAZING SESSIONS

This session is all about the individual being photographed. We work together to give the tween/teen the choice of location, wardrobe, and theme, empowering them to create an experience as unique as them.

When my daughter awkwardly started middle school, she was very unsure of herself, what she liked, what she disliked and often questioned many things including the “perfect” image she would see on social media.

This motivated me to create a session so I could show these young people just how amazing they are. There is no need for a pound of makeup or trying to be someone else.

After my first session, I could not wait to share the images. The daughter’s eye filled with tears as she admitted how much she loved how she looked. She finally saw what everyone else saw...a beautiful girl inside and out. The mom looked at her daughter in awe. I knew I was onto something.

There is very little editing needed here as the goal is to showcase these young women as amazing - just how they are.



Creating these special sessions has expanded the Danielle Marie Photography brand and makes me unique as a photographer. It diversifies my portfolio and keeps me fulfilled on the creative side. My work has been featured in various publications and I truly love it.

The most joy for me comes when I share images and deliver the final artwork. The feedback I receive

from families and the looks on the children's faces is priceless. Because I work with my clients from start to finish, I provide additional guidance on the best products to showcase their images.

I know that when I see my photography in the form of artwork hanging on a wall, I have done my part to capture my clients in a special moment in time that I hope they will hold close forever.

featured artist



Danielle Aube

Business: Danielle Marie Photography

Website: photosbydaniellemarie.com

Instagram: [@daniellemariephotographyct](https://www.instagram.com/daniellemariephotographyct)

MEMBER



INSPIRED

SYMMETRY | OCT 2020

NAPCP's monthly Inspired themes celebrate outstanding images from members and non-members, on an ongoing basis. We can't wait to see your amazing "Symmetry" images for our upcoming issue in October. These monthly themes aim to give professional photographers ample opportunities to show off their work and have it published in print!

Submissions Close October 2nd



CONGRATULATIONS

TO OUR TOP 100 FEATURED ARTISTS



a celebration of humanity

ALY ELLIOTT
Roots and Wings Photography

ERIN MICHALSKI
Erin Michalski Photographic Art

KIM BELVERUD
Kim Belverud Photography

MERIDITH LYNN
Meridith Lynn Photography

AMY TOLBERT
Black Cat Photos

FAYE SEVEL
Faye Sevel Photography

KRISTEN MONTGOMERY
Kristen Montgomery Photography

NICOLE RATLIFF
Nicole Ratliff Photography

ANNIE WHITE
Ann White Photo LLC

HAYLEY JOHNSON
Hayley Jo Photo

KRISTIE BRADLEY
Kristie Bradley Photography

OLESYA ALFERENKO
Olesya Photography

APRIL CANNON
Running Mom Photography LLC

JAYE MCLAUGHLIN
Jaye McLaughlin Photography

KRISTY LEHMAN
Family Story Photography

PAM BELL
Pam Bell Photography

BETH ANN FRICKER
Beth Ann Fricker Photography

JENNIFER JACKSON
Jennifer Lynn Photography

LENA ANTARAMIAN
Live Love Laugh Photos

RENEE STENDEL
Renee Stengel Photography

BETTY LAURENT
Betty Laurent Photography

JENNIFER PETRITZ
Jen Petritz Photography

LINSLEY SCHNEIDER
Linsley Schneider Photography

RICARDO SILVA
Tales of Light

CAROLYN ANN RYAN
Carolyn Ann Ryan Photography

JENNIFER VALLINA
One Sock On Photography

LIZ DEREMER
Olive Hue Photography

SARAH LANE
Studio Twelve

CHRISTI CURTIS
Christi Allen Curtis Photography

JENNY HAVENS
Jenny Havens Photography

MARYAM RUSSEL
Limoo Photography

SHARON NEVES
Sharon Neves Photography

CLAUDIA CARBALLO
Claudia Carballo Photography

KARA POWELL
Kara Powell Photography

MARYAM SALASSI
Hi + Hello Photography

SHEENA MAGNESEN
Sheena Magnesen Photography

DEBBIE SPRAGUE
Deborah Browne Photography

KAREN KAHN
Looking Up Photography

MEGHAN MACASKILL
The Wild Bloom Studio

TINA KRAFTS
Tina Krafts Photography

DIOGO LOUREIRO
Loureiros Fotografia

KARIBETH GENTRY
KBG Photography

MELISSA PEREIRA
Melissa Pereira Photography

UTE-CHRISTIN COWAN
Ute-Christin Photography

ERIKA HOLIFIELD
Erika Holifield Photography

KATHLEEN NEUFELD
Hope + Salt Photography

MELISSA ZIMMER
MZ Photography

Framing

SEPTEMBER 2020





MEMBER

Ashley McBroom

I'm a sucker for dramatic images and the light lended itself to that here. I love the way the highlights are picked up in her skirt and the llama's fur, and the way the long curtains framed her reaching out!

”

Gear:

Canon 5D MKIV | 35mm

Settings:

f/2.2 | 1/640 | ISO 1000

Business:

Ashley McBroom Photography

Website:

ashleymcbroomphotography.com

Instagram:

[@ashley_mcbroom_photography](https://www.instagram.com/ashley_mcbroom_photography)



MEMBER

Faye Sevel

Gear:

Canon 6D | 50mm

Settings:

f/2.2 | 1/500 | ISO 640

Business:

Faye Sevel Photography

Website:

fayesevelphotography.com

Instagram:

[@fayesevelphotography](https://www.instagram.com/fayesevelphotography)

Eva Baker

Gear:

Canon 5D Mark IV | 35mm

Settings:

f/2.2 | 1/320 | ISO 800

Business:

Eva Baker Photography

Website:

evabakerphotography.com

Instagram:

[@evabakerphotography](https://www.instagram.com/evabakerphotography)



MEMBER



Iris Rocha

Gear:

Canon 5D Mark III
24-70mm

Settings:

f/3.2 | 1/400 | ISO 1600

Business:

Iris Rocha Photography
& Design

Website:

irisrocha.ca

Instagram:

[@iris_rocha_photography](https://www.instagram.com/iris_rocha_photography)



Jamie Rubeis

Gear:

Nikon D750
Sigma 35mm 1.4 Art Lens

Settings:

f/2.5 | 1/2500 | ISO 400

Business:

Jamie Rubeis Photography

Website:

jamierubeisphotography.com

Instagram:

[@jamierubeisphoto](https://www.instagram.com/jamierubeisphoto)



Tracy Anderson

This was such a sweet in-home newborn session. I love photographing babies in their cribs and her simple star mobile framed her face perfectly. Then she yawned and I died. The chevron pattern also helps bring attention to her tiny body.

”

Gear:

Nikon D700 | 35mm

Settings:

f/2.5 | 1/320 | ISO 640

Business:

Tracy Anderson Photography

Website:

tracyandersonphotography.com

Instagram:

[@tracyandersonphoto](https://www.instagram.com/tracyandersonphoto)

Jenny Havens

This baby girl was framed by heirloom treasures from her family. Her mother's wedding veil surrounded her - the symbol of her parents love enveloping her world. She lays on top of a blanket that belonged to her great-grandmother. A symbolic generation of love surrounding this sweet baby girl!



Gear:

Canon 5D Mark IV | 85mm

Business:

Jenny Havens Photography

Website:

jennyhavensphotography.com

Instagram:

@jennyhavensphotography



Katherine Jianas

Gear:

Nikon D750 | 50mm

Settings:

f/2.2 | 1/500 | ISO 1600

Business:

Katherine Jianas Photography

Website:

katherinejianasphotography.com

Instagram:

@katherinejianas

Kim Belverud

Gear:

Nikon D850 | 24-70mm

Settings:

f/2.8 | 1/400 | ISO 400

Business:

Kim Belverud Photography

Website:

kimbelverud.com

Instagram:

@kimbelverud





Business:
Live Love Laugh Photos

Website:
livelovelaughphotos.com

Instagram:
[@livelovelaughphotosnj](https://www.instagram.com/livelovelaughphotosnj)

Lena Antaramian

This was taken during a family photo session - I love photographing my subject through things - be it doorways or bushes - I believe that it adds an extra element of interest to images.



Nolwenn Pugi

Image taken while traveling in Canada. My son marveling at the beautiful Rocky Mountains, in a daydream, in Lake Louise, Alberta.



Gear:
Canon 5D Mark III
35mm

Settings:
f/2.8 | 1/1600 | ISO 200

Business:
Nolwenn Pugi Rêveries

Website:
nolwennpugi.com

Instagram:
[@nolwennpugi](https://www.instagram.com/nolwennpugi)



Khushboo Harjani

The biggest gift you can give your children is a place to feel free and safe at the same time.



Gear:

Canon EOS R | Canon 24-105mm

Business:

K.H Photography

Website:

khushbooharjaniphotography.pixieset.com

Instagram:

@k.hphotography



Misha Tobar

Gear:

Sony a6500 | 56mm

Settings:

f/1.4 | 1/1250 | ISO 100

Business:

Misha Visuals

Website:

mishatobar.pixieset.com

Facebook:

/mishavisuals

featured artist

Jennifer Beitchman

MEMBER

Gear:

Canon 5D MKIV | 24-70 mm

Settings:

f/2.8 | 1/160 | ISO 1250

Business Name:

Peanut and Pip Photography

Website:

peanutpip.com

Email:

info@peanutpip.com

Instagram:

@peanutpipphotography

Master
PHOTOGRAPHER


— NEWBORN —

SUBMISSIONS
ARE NOW OPEN

PLEASE NOTE: Master Photographer Certification is for NAPCP Members ONLY. If you're a NAPCP Member and you'd like more details and information on how to apply, login to your NAPCP account and click on the submission link under "resources".

September 2020

#NAPCPINSTAFAVES



Tag #NAPCP on Instagram and you may see your work in a future issue of Inspired!

MEMBERSHIP BENEFITS

napcp.com/membership-benefits

MEMBERSHIP APPLICATION

members.napcp.com/napcpapplication

MARKETING MONDAYS

napcp.com/marketing-mondays

IMAGE COMPETITION

napcp.com/about-our-image-competitions



Image by Weekly Favorites Winner Jodie Allen of Fresh Art Photography

EXPOSURE

There are so many ways to contribute to the NAPCP Community. Whether it's through speaking, hosting a Marketing Monday, becoming a NAPCP Ambassador or even simply writing a blog article – there's an opportunity for everyone! We love giving our members a platform through which they can share their knowledge and work with the world!

WAYS TO CONTRIBUTE

For more information, please contact us at: info@napcp.com

- Contribute to Inspired Magazine
- Host a Marketing Monday
- Contribute to the NAPCP Blog
- Become a NAPCP Ambassador

